







Lechner

SOLUTIONS FOR PROFESSIONAL CONSTRUCTION



FIELDS OF APPLICATION

-  RESILIENT LINE
-  WOOD LINE
-  MARINE LINE
-  ARTIFICIAL GRASS LINE
-  EQUIPMENT AND ACCESSORIES LINE

HYCOMALT

UNIVERSAL ACRYLIC ADHESIVE FOR INSTALLING SOUND-ABSORBING AND/OR THERMAL INSULATION PANELS AND SHEETS

DESCRIPTION AND USES

PRODUCT FOR PROFESSIONAL USE ONLY

Adhesive based on acrylic resins and selected mineral charges in aqueous emulsion, suitable for installing polystyrene or polyurethane flooring, wall covering and ceiling panels and sheets, sound-absorbing and thermal insulation materials, and mosaics, on absorbent substrates. Absorbent materials can be glued on non-absorbent substrates, as long as they are not metallic.

PRODUCT FEATURES



Application
Toothed trowel



Suitable for indoor use



Open time
40 minutes
Final setting time
48 hours



Appearance
Paste



Color
White



Chemical base
Acrylic resin in aqueous emulsion



Storage
12 months in original
sealed packaging



Consumption
500-2,000 g/m²



Operating temperature
+10 - +30 °C



Cleaning
Water (as long as the product is fresh)



Susceptible to frost

CERTIFICATIONS



Solvent-free product

METHOD OF USE

The support must be absorbent, compact, in good condition, established, permanently dry and free from detaching substances such as oils, waxes, excess dust, etc. Mix the product before use. For heavy or soft panels or wall coverings, apply the adhesive on the substrate using an appropriately sized notched trowel, incorporating any residual surface dust. Lay on the glue while it is still fresh. For rigid but lightweight materials, such as expanded polystyrene, apply the adhesive in dots to the back of the wall covering, making sure that these "dots" of adhesive are no more than 20-25 cm apart in each direction. In both cases, the panels or wall coverings should then be carefully pressed to ensure both surfaces are in contact with the adhesive layer.

OTHER INFORMATION

Do not use on non-absorbent substrates for the direct gluing of non-breathable materials. Tiles can be grouted after about 24 hours. Installation on walls treated with lime is not recommended. The application and gluing times indicated in the product features correspond to an ambient temperature of +20°C and a relative air humidity of 50%. The product and materials to install should be stored at the same temperature as the desired room.

INSTRUCTIONS

FOR SAFETY AND DISPOSAL: Consult the relevant

safety data sheet before using the product. Gloves are recommended during use. Ventilate the room during and after use. Follow all applicable safety regulations. Do not dispose of any residue in the ground, waterways or drains. To dispose of the product and other waste deriving from the activity, adhere closely to the provisions of Legislative Decree no. 152/2006 and subsequent amendments and additions of the Consolidated Environmental Act (Testo Unico Ambientale). For further information, please contact our Technical Assistance Department. The content of this sheet integrates and replaces the previous version, rendering it null and void.

WARNINGS: The data provided in this data sheet reflects our best theoretical and practical knowledge. However, it is not possible for us to consider every detail, therefore this information should not be considered as binding. In the event of any doubt, please contact our technical offices.